

# Mental Math Strategies Presented in Dimensions

Our Dimensions math trainer, Cassy Turner, has created a parent video that is an overview of Dimensions math. The video is located on the TCA website:

[http://tcatitans.org/parents\\_students/elementary\\_parent\\_resources](http://tcatitans.org/parents_students/elementary_parent_resources)

For an overview of the progression of number sense and mental math strategies, check out the segment that starts at 11 minutes and 30 seconds and continues through 22 minutes and 55 seconds.

Mental math refers to mental strategies that leverage number sense. It is a way to make difficult computation easier. Below is a more detailed progression of mental math strategies introduced in first and second grade and applied in the following grades. Mastery of these foundational skills will support algebraic thinking and the standard addition algorithm with regrouping (which you may know as “carrying”).

**Make a 10** - Students will use number bonds to decompose, or split, addends into easier combinations to find the total. Make a 10 is a powerful strategy that supports the concept of place value and the concept of equality.

$7 + 8$

7 and 3 make 10.

$7 + 8$

8 and 2 make 10.

$7 + 8 = 15$

**Subtract from a 10** - Students will learn to split a teen number into a ten and ones and then subtract from the ten. They add that answer to the remaining one. For example,  $13 - 9$  is the same as 10 minus 9 plus 3.

$13 - 9 = 4$


There are 4 crackers left.

$13 - 9$

$10 - 9 = 1$

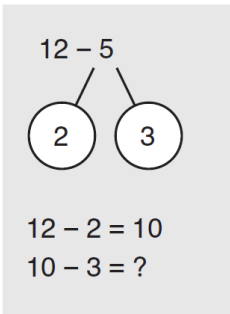
1 and 3 make?

**Subtract Twice** - Students will learn to split the number being subtracted into 2 parts to make an easier problem.


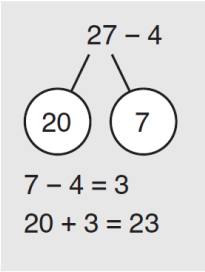

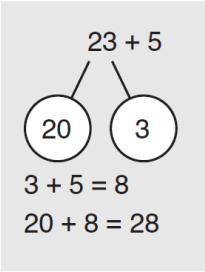


$12 - 5 = 7$


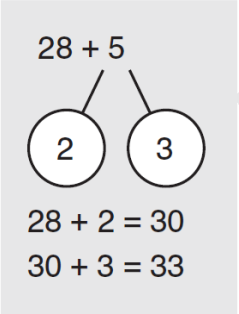
There are 7 raspberries left.




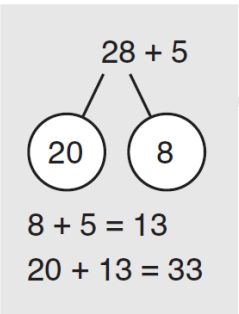
**Add and subtract the ones** – Students will learn to split the number into tens and ones and then add or subtract the ones.



**Make the Next 10** – Similar to Make a 10, the students will use number bonds to decompose, or split, adds into easier combinations to find the total.



**Add Using a Known Fact** – Student will use number bonds to decompose or split adds to make a fact they have memorized.



**Subtracting from the tens** – Similar to Subtract from a 10, students will learn to split a number into the tens and ones and then subtract from the tens. Then add that answer to the remaining ones.

22 - 7

2 20

20 - 7 = 13

13 + 2 = 15

**Subtract Using a Known Facts** - Students will use number bonds to decompose or split addends to make a fact they have memorized.

22 - 7

10 12

12 - 7 = 5

10 + 5 = 15

**Add Tens and Then Add Ones (with 2-digit numbers)** - Students will learn to split the number into tens and ones and add the tens then the ones.

Add tens:

Add 48 and 30.

48 + 30

8 40

4 tens + 3 tens = 7 tens

70 + 8 = 78

Add tens then add ones:

Add 23 and 12.

23 + 10 = 33

33 + 2 = 35

23 + 12

10 2

23 + 10 + 2

**Add Tens and Then Add Ones (with regrouping)**

Add 23 and 18.

23 + 10 = 33

33 + 8 = 41

23 + 18

10 8

23 + 10 + 8

**Subtract Tens and Then Ones (with 2-digit numbers)** - Students will learn to split the number into tens and ones and subtract the tens then the ones.

Subtract tens:

Subtract tens and then subtract ones:

Subtract 30 from 78.

$$78 - 30$$

$$70 - 30 = 40$$

$$40 + 8 = 48$$

Subtract 23 from 56.

$$56 - 20 = 36$$

$$36 - 3 = 33$$

$$56 - 23$$

$$56 - 20 - 3$$

**Subtract Tens and Then Subtract Ones (with regrouping)**

Subtract 29 from 56.

$$56 - 20 = 36$$

$$36 - 9 = 27$$

$$56 - 29$$

$$56 - 20 - 9$$

Then in second grade, after a strong foundation of place value and number sense, students will line the two numbers up and use a traditional vertical algorithm.

**Adding 97, 98 or 99 (to a two-digit or three-digit number)**

Making the next 100:

$$99 + 46$$

$$99 + 1 = 100$$

$$100 + 45 = 145$$

Over adding:

$$46 + 99$$

99 is 1 less than 100.


$$46 + 100 = 146$$

$$146 - 1 = 145$$

Adding 100 and subtracting 1 is the same as adding 99.

**Subtracting 97, 98 or 99** (from a two-digit or three-digit number)

Making the next 100:



$340 - 99$


$240$     $100$

$100 - 99 = 1$

$240 + 1 = 241$

$340 - 99 = 241$

Over Subtracting:



99 is 1 less than 100.

$340 - 100 = 240$

$240 + 1 = 241$

Subtracting 100 and adding 1 is the same as subtracting 99.